

1. DOOR & MOLDING STYLE CHOICE

- 06 Wyndham Hill 11 Pendelton 17 Mill Creek
 20 Barrington 33 Coventry 44 Brighton Harbour
 51 American Traditions 54 Horizons 65 Harmony

2. WOOD CHOICE

- Cherry Maple Oak Quarter sawn Oak

3. FINISH Refer to store kiosk for finish colors.

- Stain Glazed Finish Glazed Finish with Olde World Distressing
 Passages Handrubbed Finish Paint

Finish Name: _____

4. DISTRESSING

- No Distressing
 Distressing (random nicks & dents and wear sanded edges prior to finish)
 Antique Detailing (random nicks, dents, wear sanded edges prior to finish, rasp marks, and worm holes)

included with Olde World or Passages finish selection above:

- Olde World Distressing (random nicks, dents, wear sanded edges prior to finish, rasp marks, worm holes, gouges and glaze)
 Passages Handrubbed Finish Distressing (random nicks, dents, wear sanded edges prior to finish, rasp marks, and worm holes)

5. LACQUER

- Satin Lacquer Flat Lacquer

6. HARDWARE

Number: _____ Description: _____

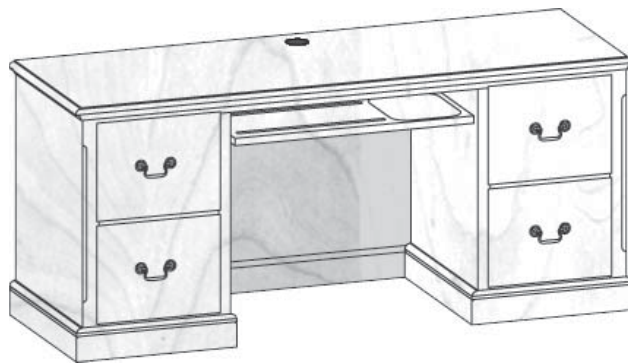
7. GLASS

- None Plain Antique Beveled Brass Bevel Lead Frosted
 Lead Mission Lead Seeded Straw Wood Grills

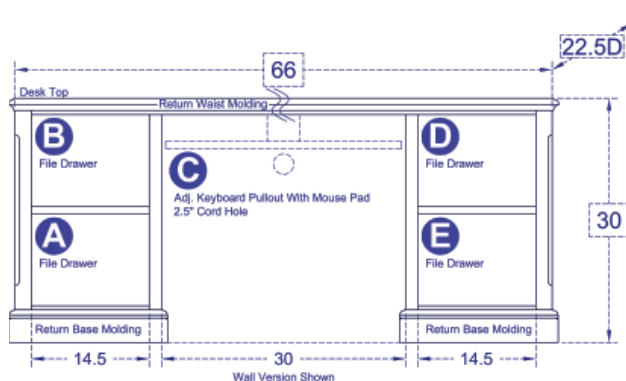
8. MOLDING

The Custom Shoppe will complete moldings between cabinets. Describe ends of grouping.

- Molding on outside edges No molding on outside edges
 Other, describe:



(51) American Traditions shown, over for other styles



STANDARD DIMENSIONS AND CUSTOM CAPABILITIES

MINIMUM:	30H	66W (62W)	22.5D
STANDARD:	30.0H	66.0W	22.5D
MAXIMUM:	34H	76W	28.5D

Back options for this cabinet:

- W - Wall Back: Unfinished back
 C - Conference Back: Finished back
 E - Exec. Wall Back: Unfinished back raised ranel sides
 X - Exec. Conference Back: Raised panel back & sides

DIMENSIONS

Review the standard cabinet dimensions above and note any changes required within minimum and maximum dimensions (fees apply) to accommodate your TV, components or wall.

OPTIONAL FEATURES

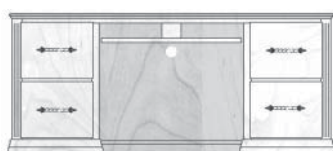
Extra shelves? Legs? Lighting? Cord Holes? Add or remove features for design ideas and storage needs.

ANYTHING ELSE?

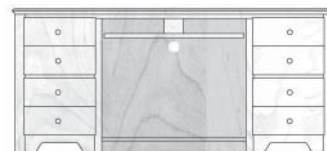
Is there something you need, that you cant find in our literature - write your ideas and questions here.



HO06420
66.8125W | 67.625W



HO11420
66.8125W | 67.625W



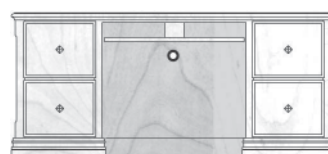
HO17420
66.625W | 67.25W



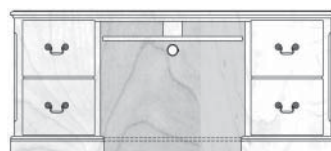
HO20420
66.8125W | 67.625W



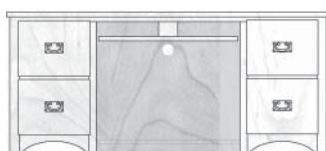
HO33420
67.125W | 68.25W



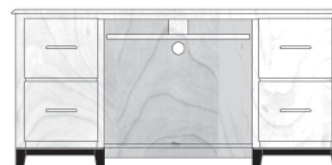
HO44420
66.8125W | 67.625W



HO51420
66.8125W | 67.625W



HO54420
66.6875W | 67.375W



HO65420
66.9375W | 67.875W
Optional Metro Legs: CAPL20 32.5H